



What's New in BusinessObjects XI

3.1 Service Pack 2

Copyright

© 2009 SAP® BusinessObjects™. All rights reserved. SAP BusinessObjects and its logos, BusinessObjects, Crystal Reports®, SAP BusinessObjects Rapid Mart™, SAP BusinessObjects Data Insight™, SAP BusinessObjects Desktop Intelligence™, SAP BusinessObjects Rapid Marts®, SAP BusinessObjects Watchlist Security™, SAP BusinessObjects Web Intelligence®, and Xcelsius® are trademarks or registered trademarks of Business Objects, an SAP company and/or affiliated companies in the United States and/or other countries. SAP® is a registered trademark of SAP AG in Germany and/or other countries. All other names mentioned herein may be trademarks of their respective owners.

2009-07-29




Contents

Chapter 1	Welcome to BusinessObjects XI 3.1 Service Pack 2	5
Chapter 2	Escalated Enhancement Requests	9
Chapter 3	Installation and Deployment	11
Chapter 4	New Features in Existing Products	13
	Translation Manager.....	14
	Live Office.....	15
	Web Intelligence.....	16
	Query as a Web Service.....	19
	Universe Designer.....	19
	Data Access.....	22
	Migration and Upgrade.....	23
	Report Conversion Tool.....	23
	LifeCycle Manager.....	24
Chapter 5	Other products that rely on BusinessObjects Enterprise XI 3.1 SP2	27
	BusinessObjects XI Integration for SAP Solutions	28
	Extending platform and language support.....	28
	Mass distribution of personalized SAP Crystal and Web Intelligence reports.....	29
	Integration Option for Microsoft SharePoint software.....	29

Contents

Chapter 6	Documentation available with BusinessObjects XI 3.1 Service Pack 2	31
Appendix A	More Information	35
Index		39



Welcome to
BusinessObjects XI 3.1
Service Pack 2



1



chapter

BusinessObjects XI 3.1 Service Pack 2

This document provides an overview of the new features and enhancements available in BusinessObjects XI 3.1 Service Pack 2 and directs you to the available product documentation to get you started using the new features.

For the list of support platforms and databases and application servers, refer to the *Supported Platforms and Technology document* for this release. It is available on the BusinessObjects Support section of the SAP Service Marketplace.

BusinessObjects XI

BusinessObjects Enterprise XI is the business intelligence platform that supports the entire range of performance management, reporting, querying, and analysis applications. It also provides industry-standard, proven architecture and platform support for semantic layers, data integration, and security. BusinessObjects Enterprise XI provides full web-based administration and configuration of the entire system.

- Extends the robust information infrastructure provided by earlier releases and integrates seamlessly with existing product line
- Supports all deployment models and lets you fine-tune administration and configuration of the entire system
- Brings together features from across the Business Objects product line to meet your evolving reporting needs, from using Web Intelligence anywhere to improving Crystal Reports interactivity and personalization
- Facilitates migration from BusinessObjects Enterprise 5.x and 6.x to BusinessObjects Enterprise XI 3.0
- Supports side-by-side deployment of XI Release 2 with XI 3.0, enabling existing customers to leverage your investments in Business Objects and Crystal technologies
- Delivers innovation to drive user productivity and self-service reporting
- Delivers more reporting with fewer reports
- Includes a variety of major enhancements spread across our data access methods, administration capabilities, and report design options
- Simplifies business monitoring with dashboard functionality and improved user experience
- Delivers the strongest self-service query and analysis solution for SAP customers

To learn about new features of previous releases, visit our support websites.

- SAP Service Marketplace at <http://www.service.sap.com>
- SAP support website at <http://help.sap.com>

Related Topics

- *[SAP Service Marketplace](#)*

1 | Welcome to BusinessObjects XI 3.1 Service Pack 2



Escalated Enhancement Requests



2

chapter

In addition to the new features the following customer issues were corrected with this release.

Enhanced Interoperability

Web Intelligence FPM 2008 supports an updated OLAP driver for SAP Business Planning and Consolidation, SAP BusinessObjects Profitability and Cost Management, and SAP BusinessObjects Strategy Management.

Schedule as CSV

This feature enables users to schedule Web Intelligence documents in CSV format.

Universe Designer

Modify the Change Universe behavior in Web Intelligence to point to a different universe, even if the link to the original universe has been lost or the universe itself has been deleted.

Disable running a report if it accesses two universes and the user has rights to only one of the two.

Live Office

Provide trusted authentication for Live Office.

Translation Manager

Allow database logon prompting for Microsoft® SQL Server™ Analysis Services datasource.

LDAP Logon

Improve the error message when logging on to the system using Lightweight Directory Access Protocol.



Installation and Deployment



3

chapter



BusinessObjects Enterprise XI 3.1 includes the following installation and deployment improvements.

- Information about post-install web application deployment is now centralized in a web application deployment guide. For information related to the post-installation deployment of web applications, see the *BusinessObjects Enterprise XI 3.1 Web Application Deployment Guide*.
- Web component deployment to a Microsoft IIS web application server is now handled by the BusinessObjects Enterprise installation program.

For more information on installing BusinessObjects Enterprise .NET web components, see Chapter 4 “New Installation” in the *BusinessObjects Enterprise XI 3.1 Installation and Configuration Guide for Windows*.

- Two new languages, Czech and Finnish, have been added to this release. For a complete list of the languages that are supported, see the *Supported Platforms and Technology document*.



New Features in Existing Products



4

chapter



Click any of the product names to go to the page that describes the new features for that product and find out how to get started using the new features.

Related Topics

- [LifeCycle Manager](#) on page 24
- [Translation Manager](#) on page 14
- [Live Office](#) on page 15

- [Web Intelligence](#) on page 16
- [Query as a Web Service](#) on page 19
- [Universe Designer](#) on page 19
- [Data Access](#) on page 22
- [Integration Option for Microsoft SharePoint software](#) on page 29
- [BusinessObjects XI Integration for SAP Solutions](#) on page 28

Translation Manager

In BusinessObjects Enterprise XI 3.1 Service Pack 2, Translation Manager supports the translation of new document content.

- In universes, you can now translate custom hierarchy metadata.
- In Web Intelligence documents, in addition to prompts, you can now translate:
 - report names
 - query or data provider names
 - local variable names
 - alerter names and descriptions
 - content in a Web Intelligence formula, for example in a table cell, an alerter message, or a report variable

The use of formats has been enhanced in this version of Translation Manager.

- You can now create and save multiple custom formats in a document.
- Formats now display with sample date-time and numeric values. You can define your own date-time and numeric values to be used when Translation Manager displays formats.

The enhancements to Translation Manager are documented in the *Translation Manager Guide*, available in PDF format and also online in the Translation Manager application.

Live Office

In this release, Live Office provides new functionality as detailed below:

Modify Object Refresh Order

Live Office objects can now be refreshed in the user specified order. When there are multiple objects in a document, the user can modify the refresh order of the objects. This allows the data returned by an object to act as the prompt or parameter for a subsequent object.

To get started using the Modify Object Refresh Order feature:

- Refer to *Modify Object Refresh Order* in the *Online help for BusinessObjects Live Office XI 3.1 Service Pack 2*
- Refer to *Chapter 7, Performing Advanced Tasks* in the *BusinessObjects Live Office XI 3.1 Service Pack 2 User Guide* for information on modifying the refresh order

Queries: Using an object as a filter

When inserting a query into your Live Office enabled document, you can now filter the query results with an object.

To get started using objects as filters:

- Refer to *Filtering query objects* in the *Online help for BusinessObjects Live Office XI 3.1 Service Pack 2* for information on using an object as a filter
- Refer to *Chapter 5, Working with Queries in Live Office* in the *BusinessObjects Live Office XI 3.1 Service Pack 2 User Guide* for information on Insert Wizard: Specify Query

Web Intelligence

Forward and backward compatibility

Web Intelligence documents created using SAP BusinessObjects XI 3.1 SP2 cannot be opened in SAP BusinessObjects XI 3.1. Documents created using SAP BusinessObjects XI 3.1 can be opened in SAP BusinessObjects XI 3.1 SP2.

Input controls

Input controls provide a convenient way of filtering and analyzing report data. They are built using standard Windows controls such as list boxes, radio buttons and sliders, and are assigned to report elements such as blocks and section headers. Selecting values in an input control filters the values in the associated report element.

Tables and charts can themselves be defined as input controls. Selecting values in the table or chart filters the values in the associated report element.

Input controls can also be used for what-if analysis. For example, a variable in a formula can be assigned to a slider control. Changing the variable with the control allows a user to examine the effects of different variable values on the formula result.

Input controls are designed using a simple and intuitive wizard. This provides all document creators, whatever their level of expertise, with the possibility of adding an advanced user interface for data analysis to a Web Intelligence document.

Documentation is available in the **Filtering data using input controls** section of the Java Report Panel, Interactive Viewer and Rich Client online help, and in the product guides.

BI services

BI services are web services that publish Web Intelligence content over the web. They are defined and accessed using the standard WSDL and SOAP protocols.

When a table, chart or form is published as a BI service, it can be accessed, filtered and drilled by other web applications. For example, a table published as a BI service can be included in a corporate dashboard.

Documentation is available in the **Sharing Web Intelligence content with other web applications** section of the Web Intelligence Rich Client online help and product guide.

More translatable content in multilingual reports

The following report elements can now appear translated in multilingual Web Intelligence reports:

- Query name
- Report name
- Free cell content
- Local variable name
- Alert name, description and alert message
- In report's structure, object name
- Text in the new `GetLocalized()` function

For more information, refer to Translation Manager Guide for more information.

New locale- and localization-related functions

The Web Intelligence formula language contains three new functions:

- `GetPreferredViewingLocale` returns the user's Preferred Viewing Locale.
- `GetDominantPreferredViewingLocale` returns the dominant locale in the user's Preferred Viewing Locale group.
- `GetLocalized` returns the translation of report text in the user's Preferred Viewing Locale. It also allows report creators to provide notes for translators to aid them in translating text in Web Intelligence reports.

Documentation is available from the context-sensitive links in the Variable or Formula Editors when the functions are selected, and in the *Using Functions, Formulas and Calculations in Web Intelligence* guide.

Query on Query

Query on query allows users to define a query condition based on an object resulting from another query.

Documentation is available in the **Filtering data using query filters > Types of query filter > Custom query filters > Filtering queries on values returned from another query** and **To add and remove custom query filters** topics in the online help, and in the product guides.

PDP-API Exposition

Personal data provider is a feature that enables Web Intelligence users to build documents on another data source as the Universe. It allows the production of documents where user has a full control over the data that appear. Personal data provider fetches its data from an external file/source.

The following are the PDP's which are supported:

- Excel
- Text files - *.txt (usually Tab delimiter)
- Formatted text files - *.prn (Space delimiter)
- ASCII files - *.asc (Tab delimiter)

Fold and Unfold

This feature will allow Web Intelligence Reports Viewers/Editors to be able to Fold/Collapse Information in sections if not required to be visible at the time of viewing or Unfold/Expand information in sections for the purpose of analysis in all Viewer/Editors of Web Intelligence.

Users will be able to use the Fold/Unfold feature as "Drill", the user can Switch the feature ON/OFF in both Editors and Viewers for WebI documents.

Query Filter on QaaWS and LiveOffice

This feature will allow users to design query prompts, using universe objects as comparison terms. The aim is to extend the prompt feature scope, to the level of Web Intelligence query panel, so QaaWS users are able to easily design and consume efficient queries, as they are available with Web Intelligence.

Objectives of the enhancement are :

- Allow universe objects to be used as prompt objects for LiveOffice queries,
- Enable to compare objects in the condition (filter) panel of LiveOffice, to other objects from the available objects in the current universe,

- Functionality catch-up : enhance LiveOffice to a supported feature of Web Intelligence queries (also available in Desktop Intelligence and BusinessQuery),
- Improve user experience with enhanced queries.

Rich Client PDP - Web Intelligence Web Services

- Generic Web Services Plug-in
- Business Intelligence Services Plug-in

Customize Web Intelligence functions with Extension Points

You can now use calculation extensions to customize the Web Intelligence reporting functions so that they follow any logic you require.

For more information, see *Web Intelligence Extension Points: Building Custom Functions*.

Query as a Web Service

Business Intelligence (BI) content is usually bound to a specific user interface of BI tools. Query as a Web Service changes lets BI content be delivered as a query to any user interface that can process Web Services. This release provides updates and new features to enable greater functionality when designing and viewing the query.

- Improved WSDL management, with removal of background user
- Query as a Web Service folders and Central Management Console page
- Query as a Web Service Designer usability enhancements : menus replace buttons on the QaaWS Designer main panel
- Query as a Web Service Designer supports the following authentication modes: AD, AD SSO, LDAP and SAP

Universe Designer

Here are the enhancements provided for BusinessObjects Enterprise XI 3.1 Service Pack 2:

New SQL parameter SMART_AGGREGATE allows use of most detailed aggregate tables

Users may now choose to enforce the SQL generation to take the most detailed aggregate table for the calculations for the different grouping sets. This behavior is activated with a new dynamic universe parameter “SMART_AGGREGATE” (Yes/No(default)). The universe designer has to manually insert it in the parameter list before activating it (value yes).

If the parameter is not declared, or set to No, then different tables would be selected for different grouping sets according to the aggregate_aware definition.

For more information, see the *Designer online help* and refer to Chapter 2 of the *Designer User's Guide*.

New @Variable settings for retrieving reports and displaying information in different locales

The @Variable function can now be used to define Language (Locale) settings using the following variables:

- PREFERRED_VIEWING_LOCALE: This is the user's Preferred Viewing Locale, the locale chosen by the user to display metadata and data in his reporting tool.
- DOMINANT_PREFERRED_VIEWING_LOCALE: This is the Dominant Locale of the user's Preferred Viewing Locale. The Dominant Locale can be seen as a way to categorize locales. This prevents the users to translate data in several locales that share the same languages or are similar (fr_FR, fr_BE, fr_CA, ...). If translations are available in fr_FR, then if the user locale is fr_BE or fr_CA, since they share the same dominant locale (fr_FR), then translations in fr_FR can be returned to the user.

Use the locale variables of the @Variable function to define the locale settings so that Web Intelligence retrieves reports and displays information in the appropriate locale. Your database tables must contain a column declaring the languages for rows that contain translations of the data. Depending on your database tables schemas, you can use these new variables in the definition of the universe metadata (objects, joins...). This is the case for example for database tables that contain a column declaring the languages for rows that contain translations of the data. Thus, at query time, data returned through the universes can be filtered by the user's locale

For more information, see the *Designer online help* and refer to Chapter 9 of the *Designer User's Guide*.

@Prompt editor

This feature applies to both relational and OLAP universes. It aims at providing users with a User Interface guided workflow to build the prompt definition and correctly enter List Of Values (LOV) and default values in that definition.

For more information, see the *Designer online help* and refer to Chapter 9 of the *Designer User's Guide*.

Enhanced OLAP universe lifecycle management

The "Update OLAP Universe" wizard lets you to refresh the structure of OLAP universes automatically with changes made in the OLAP data source. The wizard compares the universe with the updated data source. The wizard can differentiate generated objects from objects added or modified manually, allowing you to keep the changes made manually in Designer. The wizard does not update objects that were manually added in Designer. The update supports the following update actions:

- Adding new metadata
- Updating existing metadata
- Moving metadata
- Deleting
- Renaming objects
- Any property modification such as descriptions, object type...

For more information, refer to Chapter 6 of the *Designer User's Guide*.

MDX dictionary for OLAP universes

The object definition editor includes a dictionary of MDX elements that can be inserted in the object. The MDX elements are dependent on the data source. The available parameters are stored in the relevant parameters (.PRM) file.

For more information, refer to Chapter 6 of the *Designer User's Guide*.

New OLAP parameters and controls at universe generation time

This feature offers users some options to control and configure the universe generation to obtain the expected universe and relieve users from having to remove unwanted objects in the universe after the generation. Those options apply also at update (Refresh Structure):

- Replace prefix.
- Generate Technical Name (Tech_Name) as detail.
- Rename Level00 to All
- Generate level 00
- Set measures aggregation to delegated

For more information, refer to the *Designer API Reference Guide*.

Data Access

The Data Access layer provides new functionality detailed below.

New connectivities

The Data Access layer provides new connectivities as part of this service pack:

- Branded DataDirect drivers are provided as part of the BusinessObjects Enterprise installation and can only be used with Business Objects applications such as Web Intelligence, Desktop Intelligence, and Crystal Reports. For more information about configuring data access for DataDirect branded drivers, refer to the *Data Access Guide*.

The Data Access layer also provides BusinessObjects Enterprise with access to data from the Financial Performance Management (FPM) applications. When creating a connection through the New Connection wizard, you have to select one of the OLE DB for OLAP (ODBO) drivers listed in the "Database Middleware Selection" screen under the SAP BusinessObjects category. For more information about how to create a connection, refer to the *Designer Guide*.

Oracle Real Application Clusters support

The Data Access layer allows BusinessObjects Enterprise to connect to Oracle Real Application Clusters (RAC) through JDBC.

To create a connection from your application using the New Connection wizard, you need to provide the Oracle RAC datasource entry, which has the following format:

```
<host>:<port>, <host>:<port>, ..., <host>:<port>
```

The number of host and port pairs depends on the number of machines involved in the cluster. For more information about how to create a connection, refer to the *Designer Guide*.

For more information

For more information about the datasource support, refer to the *Supported Platforms and Technology document*.

Migration and Upgrade

Refer to *BusinessObjects 5.x and 6.x to XI 3.0 Migration Guide* for information on migration from BusinessObjects 5 and 6 releases to BusinessObjects XI 3.0.

Related Topics

- [Report Conversion Tool](#) on page 23

Report Conversion Tool

Enhancements to the Report Conversion Tool are based on new Web Intelligence features.

Query on Query filter is fully converted

Reports that contain the Query on Query feature are fully converted.

Fold/Unfold feature is partially converted

Reports with sections that contain the Fold/Unfold feature are fully converted. Reports with tables, crosstabs, and breaks that contain the Fold/Unfold feature are partially converted.

Converting the data in reports to text format

Report Conversion Tool provides an option with which a user can convert Desktop Intelligence document data format into text format.

Getting started with new features

To get started with new features in the Report Conversion Tool:

- Consult the online help installed with the product.
- Consult the *BusinessObjects XI 3.1 SP2 Report Conversion Tool Guide*.

LifeCycle Manager

The LifeCycle Manager application is an add-on for the BusinessObjects Enterprise XI 3.1 Service Pack2 and you can download the application from the SAP Service Marketplace. In BusinessObjects Enterprise XI 3.1 Service Pack2, LifeCycle Manager is available only in English, and supports the following new features:

New Options in the Promotion Home Page

The Promotion home page now supports the following new options:

- The *Filters* folder and the **Import BIAR** tab are added to the LCM workspace toolbar.
- The **Version Management System Settings** option is enhanced in the Administration Options to include IBM ClearCase.

Import BIAR Tab

The **Import BIAR** tab in the Promotion home page enables you to import BIAR files to the destination system. This is now a separate workflow.

Filtering Dependent Objects in the LCM Dependency Screen

This feature enables you to filter the dependent infoobjects.

Improved Ability to Override Properties

This feature enhances the user experience by:

- Sorting database connections based on the database server

- Editing several database connections simultaneously
- Sorting QaaWS connections by URL
- Editing of several QaaWS connections simultaneously

Promote Application Rights

This feature enables you to promote infoobjects along with their application rights. Applications with rights can also be promoted as primary objects.

Save a BIAR File to UNC

This feature enables you to save a BIAR file to an FTP location.

LCM Application Rights

This feature enables you to assign rights to LCM users.

Improved Version Management

The Version Management home page supports the following new options:

- Lock - Enables you to lock the infoobject to stop check-in.
- Unlock - Enables you to unlock the infoobject to allow check-in.
- Export copy of version - Enables you to save the versioned infoobject in your local system. This feature is supported only for some infoobjects.

Support for New infoobjects

LifeCycle Manager now supports new infoobjects such as Encyclopedia, Federation Objects, EPM Dashboards, MyInfoView, BI Services, Polestar, and BOMM (BusinessObjects Metadata Manager).

Platform Support

The BusinessObjects Enterprise XI 3.1 Service Pack2 LifeCycle Manager supports UNIX. For details on the supported platforms, see the *Supported Platforms and Technology document*. Red highlighted text in the document indicate the most recent updates to the supported platforms list.

Support for .NET

The LifeCycle Manager can deploy itself on a Bobcat system and the LCM service is deployed automatically after the installation.

Integration with IBM ClearCase

You can now configure the LCM application to use IBM ClearCase as the version management system.



Other products that rely on
BusinessObjects Enterprise
XI 3.1 SP2

5

chapter



BusinessObjects XI Integration for SAP Solutions

This section gives a high-level overview of the key new features provided in BusinessObjects XI Integration for SAP Solutions.

BusinessObjects XI Integration for SAP Solutions delivers the strongest business intelligence solution for SAP customers, with new capabilities aimed at adding value to SAP products while lowering the total cost of ownership and providing an SAP-familiar user experience, especially for end-user self-service in ad-hoc query, reporting, and analysis.

Extending platform and language support

BusinessObjects XI Integration for SAP Solutions provides additional platform support for SAP integration.

New platform

Linux SUSE10 SP2

New web application servers

- Tomcat 6
- Weblogic 10.3
- Webshpere7
- SAP Web Application Server 7.10

New web browsers

- Internet Explorer 8
- Safari 3.2.1

New language packs

- Finnish
- Czech

Other upgrades

The SAP Unicode RFC library will now be supported on Windows platforms.

Mass distribution of personalized SAP Crystal and Web Intelligence reports

Report publishing capabilities in BusinessObjects XI provide the ability to broadcast personalized SAP Crystal and Web Intelligence reports to a large user population based on SAP user role definitions. With these new capabilities there is no need to replicate SAP data access authorization settings in BusinessObjects Enterprise. For more information about Publications, see the *BusinessObjects Enterprise XI Publishing Guide*.

Integration Option for Microsoft SharePoint software

The Integration option for Microsoft SharePoint software offers state-of-the-art integration with the SharePoint 2007 Portal. It enables business users to view and interact with BusinessObjects content from within the SharePoint 2007 environment. The web parts in the Integration option for Microsoft SharePoint software enable you to access, view, organize, and work with objects from within the SharePoint system.

The Integration option for Microsoft SharePoint software is an add-on for BusinessObjects Enterprise XI 3.1. You can download it from the SAP Service Marketplace at <http://www.service.sap.com>.

The Integration option for Microsoft SharePoint software XI 3.1 Service Pack 2 supports the installation of the Integration option for Microsoft SharePoint software on the BusinessObjects Enterprise XI 3.1.NET software development kit (SDK). This feature eliminates the need to install BusinessObjects Enterprise Web Tier as a minimum prerequisite for installing the Integration option for Microsoft SharePoint software. However, for installing the Integration option for Microsoft SharePoint software on the BusinessObjects Enterprise XI 3.1 .NET SDK, it is mandatory to install Microsoft's MSXML4 patch. You must install the MSXML4 patch prior to installing the Integration option for Microsoft SharePoint software XI 3.1 Service Pack 2. This patch enables you to create Web Intelligence documents. You can download this

5 | Other products that rely on BusinessObjects Enterprise XI 3.1 SP2 Integration Option for Microsoft SharePoint software


patch from the following website: <http://www.microsoft.com/downloads/details.aspx?familyid=3144b72b-b4f2-46da-b4b6-c5d7485f2b42&displaylang=en>.

If you have already installed the application and if you want to change the minimum prerequisite to BusinessObjects Enterprise XI 3.1 .NET SDK, then you must uninstall BusinessObjects Enterprise Web Tier and then install the following applications in the order given below:


- BusinessObjects Enterprise XI 3.1 .NET SDK
- BusinessObjects Enterprise XI 3.1 Service Pack 2
- Microsoft's MSXML4 patch
- Integration option for Microsoft SharePoint software Service Pack 2

If you are a new customer, you must install the BusinessObjects Enterprise XI 3.1 Service Pack 2 followed by Microsoft's MSXML4 patch and the Integration option for Microsoft SharePoint software XI 3.1 Service Pack 2.

For more information on the BusinessObjects Enterprise .NET SDK, see the *BusinessObjects Enterprise Administrator's Guide*.



Documentation available
with BusinessObjects XI 3.1
Service Pack 2



6

chapter

All products have integrated online help accessible either through the Help menu, the Help button, or by pressing F1 from within the application. In addition the online support website contains the most complete and up-to-date information as it is updated regularly with new information and examples.

Here is the list of guides that are available for download on the public product documentation website in all supported languages: <http://help.sap.com>.

Overview documentation

- *What's New in BusinessObjects XI 3.1 Service Pack 2*
- *Business Objects XI 3.1 Service Pack 2 Known Issues and Limitations*
- *Business Objects XI 3.1 Service Pack 2 Fixed Issues*

Installation and Administration for XI 3.1 Service Pack 2

- *BusinessObjects XI 3.1 SP2 Update Installation and Deployment Guide*

Solutions for SAP and other Partner Deployments

- *Using SAP BW in Universe Designer*
- *BusinessObjects Live Office XI 3.1 SP2 User Guide*
- *BusinessObjects Live Office XI 3.1 SP2 Update Install Guide*
- *Integration Option for Microsoft SharePoint software Installation Guide*
- *Integration Option for Microsoft SharePoint software Getting Started Guide*
- *Integration Option for Microsoft SharePoint software Administrator Guide*

Query and Analysis

- *Installing and Configuring BusinessObjects Mobile*
- *Using BusinessObjects Mobile*
- *Web Intelligence Rich Client User's Guide*
- *Using Functions, Formulas and Calculations in Web Intelligence*
- *Building Reports Using the Web Intelligence HTML Report Panel*
- *Building Reports Using the Web Intelligence Java Report Panel*
- *Performing On-Report Analysis with Web Intelligence*
- *Building Queries with Web Intelligence Query - HTML*
- *BusinessObjects Enterprise XI 3.1 Desktop Intelligence Access and Analysis Guide*
- *Query as a Web Service User's Guide*

Semantic layer components

- *Universe Designer Guide*
- *Universe Designer SDK Object Model Diagram*
- *Translation Manager User's Guide*
- *Data Access Guide*
- *Custom Data Provider Plug-in Developer Guide*

Migration tools

- *BusinessObjects LifeCycle Manager User's Guide*
- *BusinessObjects LifeCycle Manager for XI 3.1 SP2 Installation and Deployment Guide for Windows*
- *BusinessObjects LifeCycle Manager for XI 3.1 SP2 Installation and Deployment Guide for UNIX*
- *LifeCycle Manager Error Messages Explained Guide*

More about BusinessObjects documentation

SAP Business Objects documentation applies the Darwin Information Typing Architecture (DITA) standard to our content. The DITA standard is a document creation and management specification maintained by OASIS, an organization for the advancement of open standards for the information society.

SAP Business Objects is grateful for any feedback on the overall presentation, structure and accessibility of the information, whether in help accessed from the software itself or in the guides in Adobe PDF format.

Visit the SAP Community Network at <http://www.sdn.sap.com> and sign up to participate in the Forums.



More Information



appendix



Information Resource	Location
SAP BusinessObjects product information	http://www.sap.com
SAP Help Portal	<p>Select http://help.sap.com > SAP BusinessObjects.</p> <p>You can access the most up-to-date documentation covering all SAP BusinessObjects products and their deployment at the SAP Help Portal. You can download PDF versions or installable HTML libraries.</p> <p>Certain guides are stored on the SAP Service Marketplace and are not available from the SAP Help Portal. These guides are listed on the Help Portal accompanied by a link to the SAP Service Marketplace. Customers with a maintenance agreement have an authorized user ID to access this site. To obtain an ID, contact your customer support representative.</p>
SAP Service Marketplace	<p>http://service.sap.com/bosap-support > Documentation</p> <ul style="list-style-type: none"> • Installation guides: https://service.sap.com/bosap-inst-guides • Release notes: http://service.sap.com/releasenotes <p>The SAP Service Marketplace stores certain installation guides, upgrade and migration guides, deployment guides, release notes and Supported Platforms documents. Customers with a maintenance agreement have an authorized user ID to access this site. Contact your customer support representative to obtain an ID. If you are redirected to the SAP Service Marketplace from the SAP Help Portal, use the menu in the navigation pane on the left to locate the category containing the documentation you want to access.</p>
Developer resources	<p>https://boc.sdn.sap.com/</p> <p>https://www.sdn.sap.com/irj/sdn/businessobjects-sdklibrary</p>

Information Resource	Location
SAP BusinessObjects articles on the SAP Community Network	https://www.sdn.sap.com/irj/boc/businessobjects-articles These articles were formerly known as technical papers.
Notes	https://service.sap.com/notes These notes were formerly known as Knowledge Base articles.
Forums on the SAP Community Network	https://www.sdn.sap.com/irj/scn/forums
Training	http://www.sap.com/services/education From traditional classroom learning to targeted e-learning seminars, we can offer a training package to suit your learning needs and preferred learning style.
Online customer support	http://service.sap.com/bosap-support The SAP Support Portal contains information about Customer Support programs and services. It also has links to a wide range of technical information and downloads. Customers with a maintenance agreement have an authorized user ID to access this site. To obtain an ID, contact your customer support representative.
Consulting	http://www.sap.com/services/bysubject/businessobjectscounseling Consultants can accompany you from the initial analysis stage to the delivery of your deployment project. Expertise is available in topics such as relational and multidimensional databases, connectivity, database design tools, and customized embedding technology.



Index

.NET [24](#)

.NET SDK
minimum prerequisite [29](#)

B

BIAR file [24](#)

C

customer enhancement requests [10](#)

D

Designer
new features [19](#)

E

enhancement requests [10](#)

I

infoobjects [24](#)

L

LifeCycle Manager [24](#)
Live Office
new features [15](#)

M

metadata
multi-lingual [14](#)
multi-lingual
universes [14](#)

O

Outlook
Live Office support [15](#)

P

Promotion [24](#)

Q

Query as a Web Service
new features [19](#)

T

Translation Manager [14](#)

U

Universe Designer
new features [19](#)
universes
multi-lingual [14](#)
Unix [24](#)

Index

W

Web Application Servers [24](#)

Web Intelligence

 autosaving and recovering documents [16](#)

 customizing functions [16](#)

 functions:customizing [16](#)

 new free-standing cells [16](#)

Web Intelligence (*continued*)

 PromptSummary function [16](#)

 QuerySummary function [16](#)

 ReportFilterSummary function [16](#)

 saving documents as CSV [16](#)

 simple report filter [16](#)

Web Service

 queries [19](#)